# China on the World Stage: STM Publishing and China Industry Day

**25th August 2015, Beijing**

WILEY

## STM Publishing across APAC

James Murphy, Director Research, Greater China

# Global Research Output

Total output 14,132,708 papers published in SCI listed journals

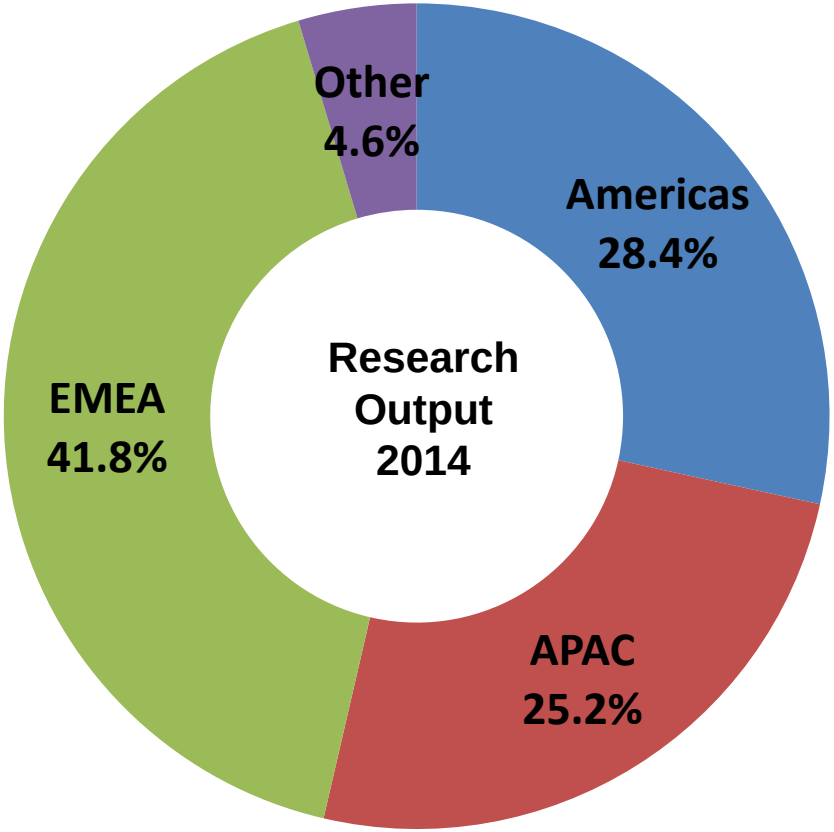




WILEY

# Growth in Research Output

## Americas, APAC EMEA in WoS

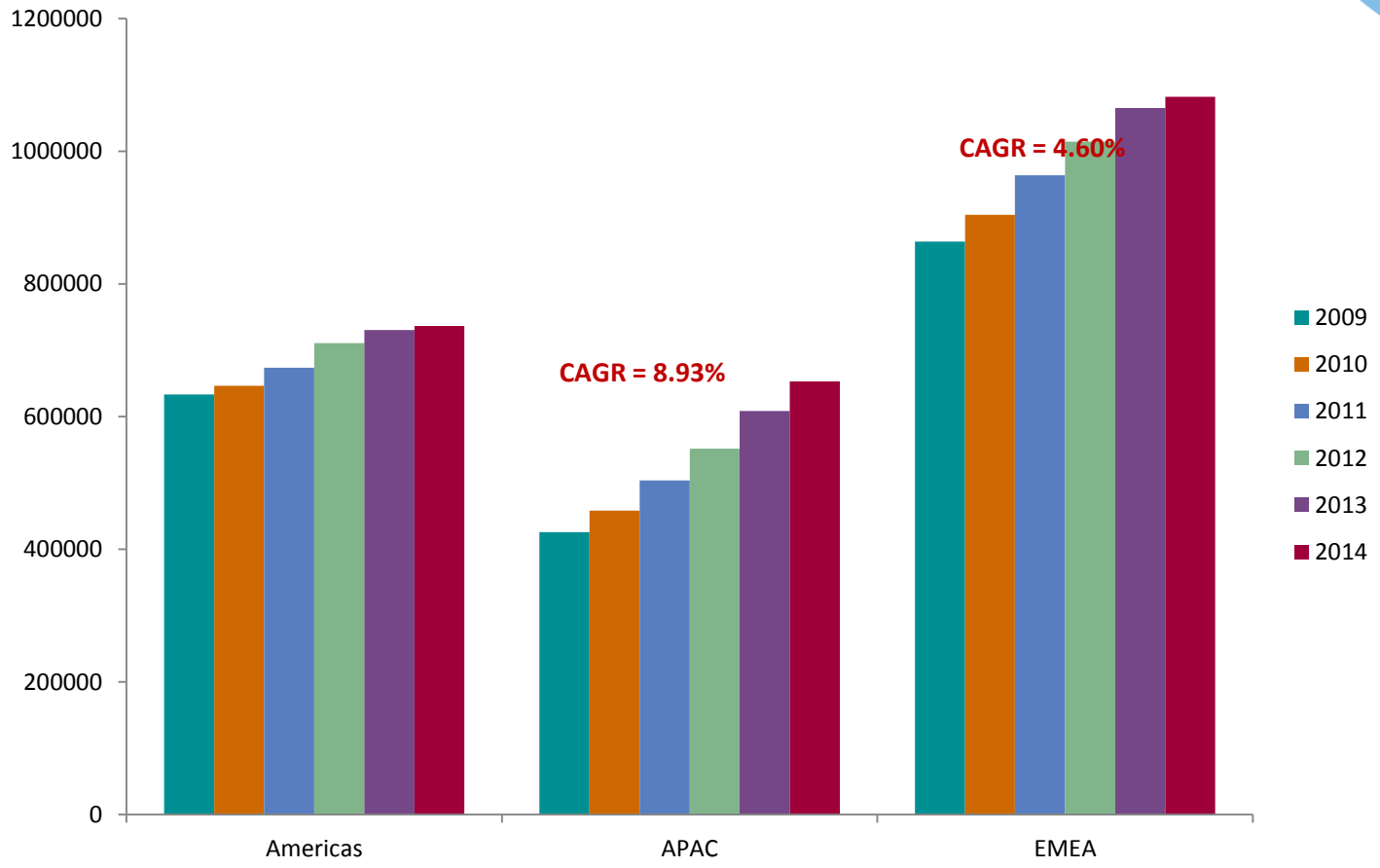




WILEY

# APAC Growth in Global Share

25.2% of WoS global share, 653,043 articles in 2014

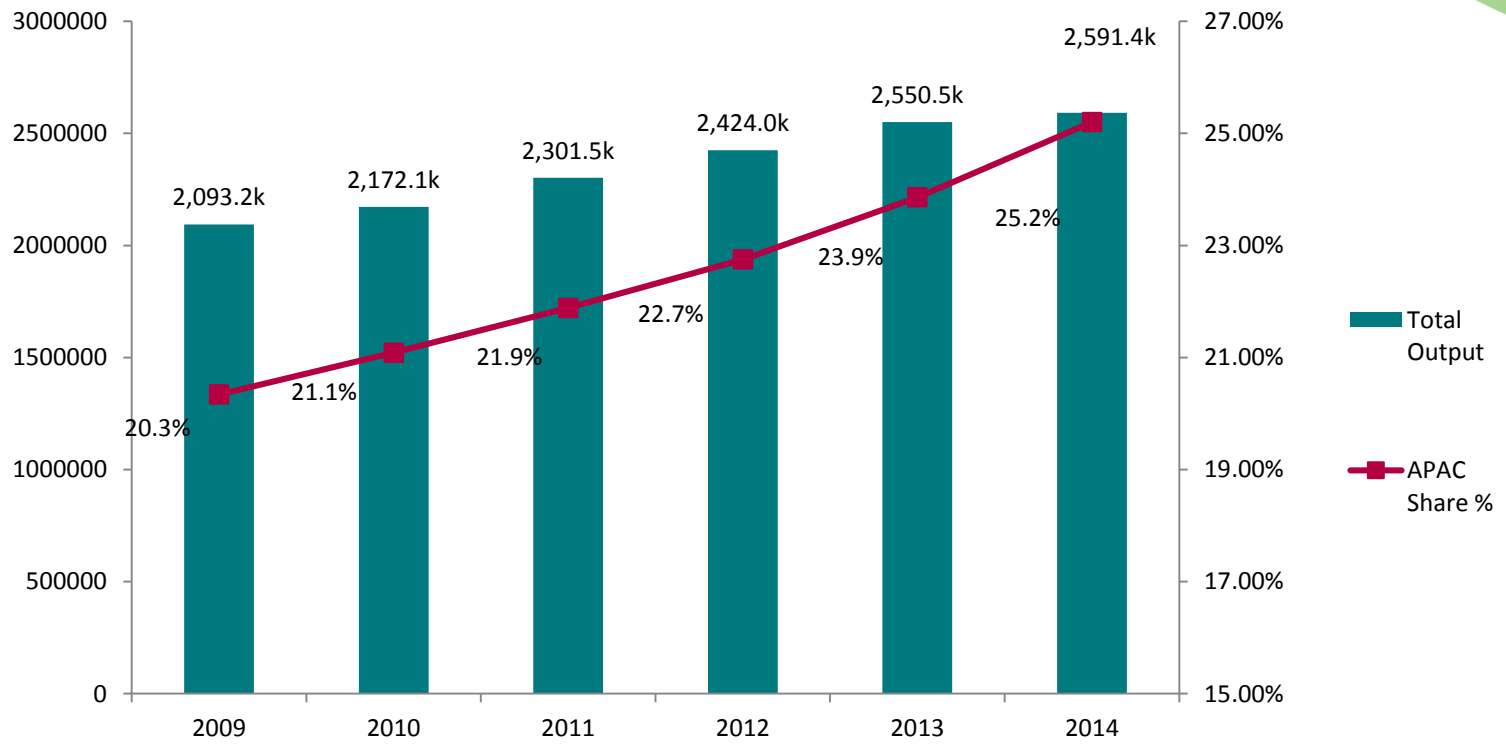




WILEY

# Increase in Output in APAC

## 2009-2014 published in WoS

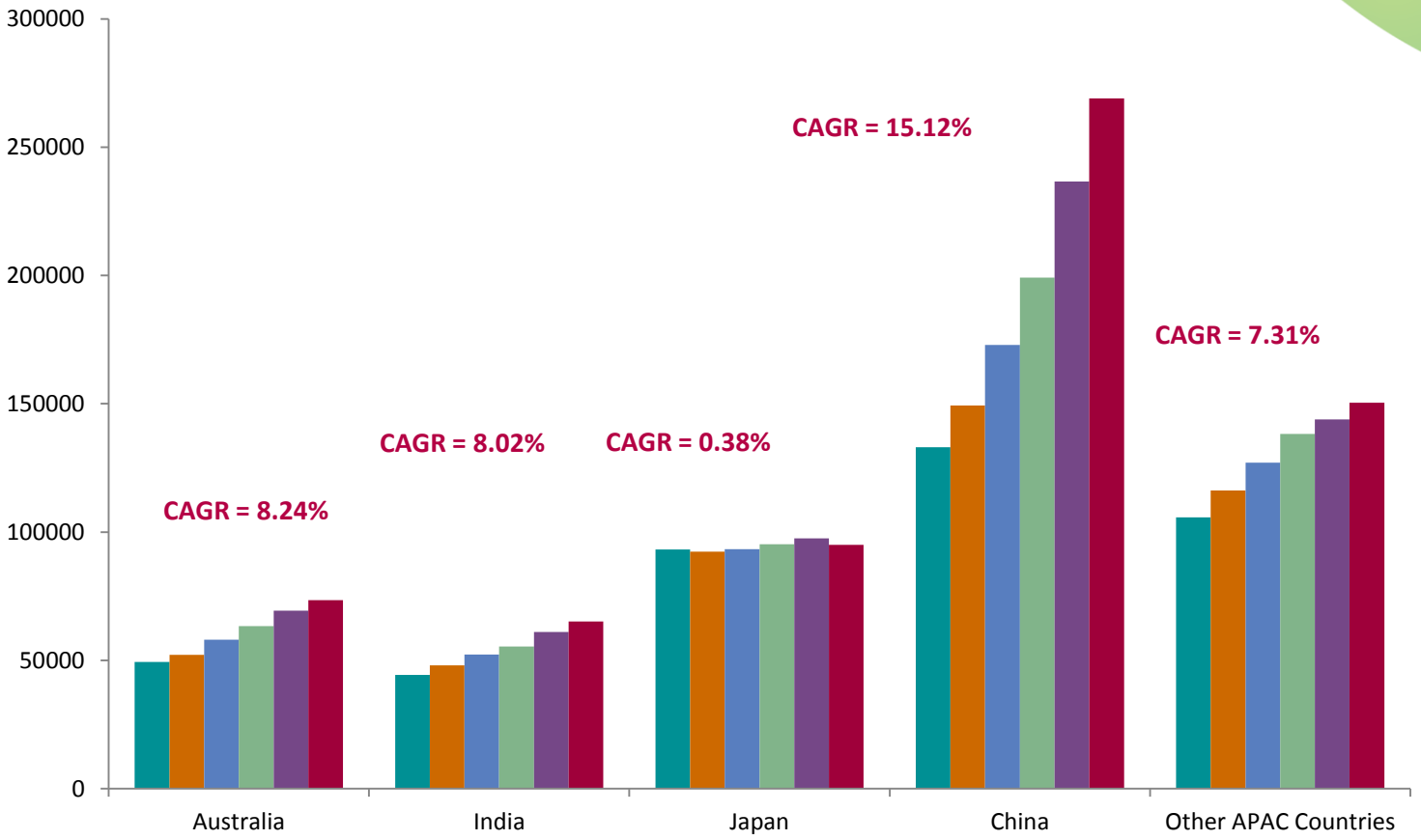




WILEY

# Local journals

## Ulrichs and local sources

| Economy | Ulrichs | Local source | English | Total |
|---|---|---|---|---|
| Australia | 82 | | ~140 | |
| China | 26 | | 300* | ~4000 |
| India | 212 | Dir India Per | 1982 | 1982 |
| Japan | 45 | J-Stage | 366 | 1755 |
| Korea | 24 | Korea CI | 245 | 1583 |

- Ulrichs Global Serials Directory – 2015
- Japan Science and Technology Information Aggregator - 2015
- Directory of Indian Periodicals - 2010
- Korean Citation Index – STM and SSH - 2014

*Zhang, S. (2013). Problems facing China's English scientific scholarly journals and the coping strategies. *World Transactions on Engineering and Technology Education, 11*(3), 233-236.

# Open Access in APAC

Articles in WoS, 2014

| Economy | Total papers | OA papers | % |
|---|---|---|---|
| Australia | 73,400 | 7,312 | 10% |
| China | 268,900 | 38,277 | 14% |
| India | 65,100 | 9,567 | 15% |
| Japan | 95,000 | 13,607 | 14% |
| Korea | 56,200 | 7,308 | 13% |

# China Growth in APAC Share

41.2% of WoS global share, 268,997 articles in 2014

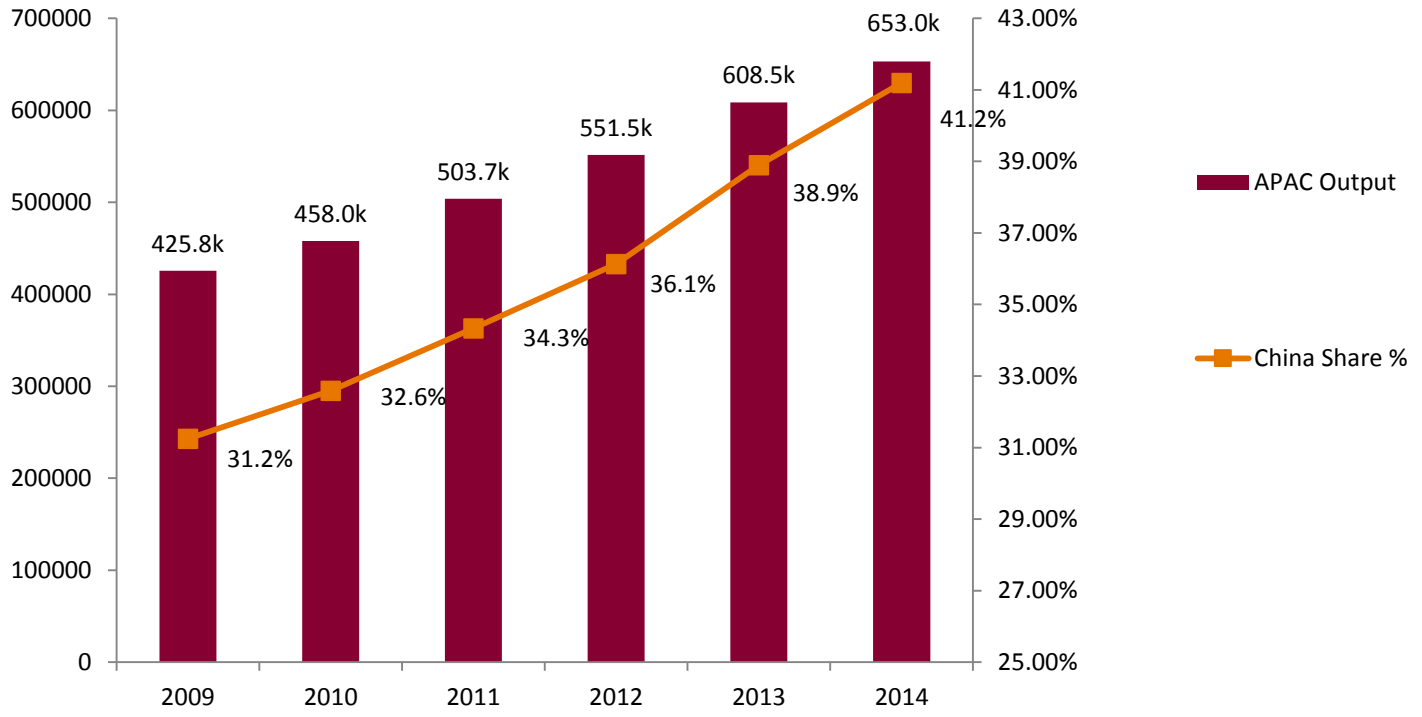




WILEY

# Where Chinese Authors are Publishing

## 2014 greater than 1000 papers – top 100

| | Journal Name | Published China Paper - 2014 | Citation | Average Citation per Paper |
|---|---|---|---|---|
| 1 | PLOS ONE | 6145 | 9227 | 1.50 |
| 2 | RSC ADVANCES | 3886 | 8557 | 2.20 |
| 3 | SCIENTIFIC REPORTS | 1582 | 4042 | 2.55 |
| 4 | MATHEMATICAL PROBLEMS IN ENGINEERING | 1546 | 250 | 0.16 |
| 5 | ACTA PHYSICA SINICA | 1451 | 651 | 0.45 |
| 6 | CHEMICAL COMMUNICATIONS | 1409 | 8530 | 6.05 |
| 7 | JOURNAL OF MATERIALS CHEMISTRY A | 1352 | 8913 | 6.59 |
| 8 | JOURNAL OF ALLOYS AND COMPOUNDS | 1240 | 3727 | 3.01 |
| 9 | SCIENTIFIC WORLD JOURNAL | 1211 | 245 | 0.20 |
| 10 | APPLIED PHYSICS LETTERS | 1190 | 2438 | 2.05 |
| 11 | TUMOR BIOLOGY | 1183 | 2005 | 1.69 |
| 12 | ACS APPLIED MATERIALS & INTERFACES | 1181 | 6153 | 5.21 |
| 13 | CHINESE PHYSICS B | 1163 | 1028 | 0.88 |
| 14 | MATERIALS LETTERS | 1163 | 2060 | 1.77 |
| 15 | ABSTRACT AND APPLIED ANALYSIS | 1109 | 232 | 0.21 |
| 16 | JOURNAL OF APPLIED PHYSICS | 1070 | 1296 | 1.21 |
| 17 | APPLIED SURFACE SCIENCE | 1030 | 2270 | 2.20 |

| Articles | Journals |
|---|---|
| 6145-1030 | 17 |
| 988-819 | 11 |
| 795-714 | 6 |
| 687-615 | 10 |
| 585-511 | 16 |
| 493-404 | 28 |
| 396-351 | 12 |

# Thank you

jmurphy@wiley.com